

# MONROE COUNTY OFFICE OF MENTAL HEALTH, DEPARTMENT OF HUMAN SERVICES

## ANALYSIS OF HIGH COST/HIGH RISK CHEMICAL DEPENDENCY SERVICES

### BACKGROUND:

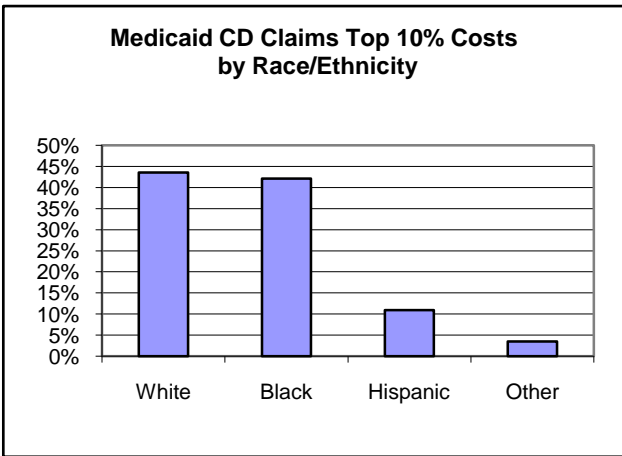
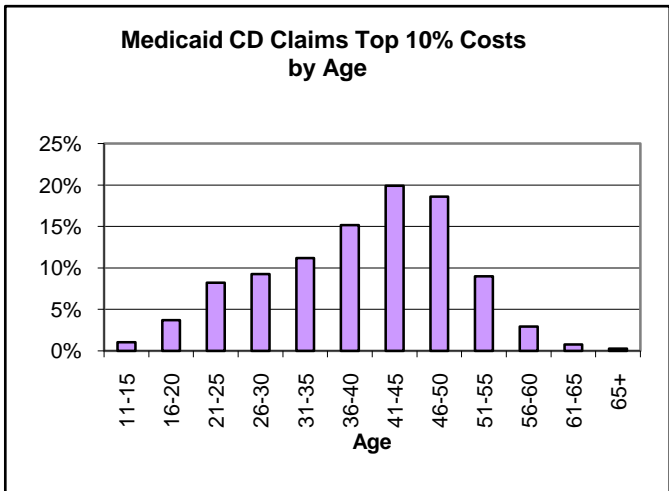
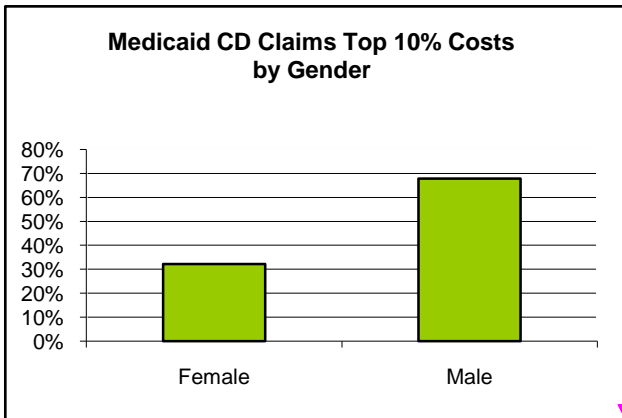
Monroe County is interested in assessing data that may help us better understand the characteristics of individuals, including service utilization patterns, who represent the highest level of costs for chemical dependency (CD) services. An exploration of these data may inform improvements in service delivery to better meet the needs of this population, and reduce the costs associated with their care.

### METHODS USED TO ANSWER QUESTIONS BELOW:

Demographics, service utilization, and overall cost for individuals representing the top 10% of CD Medicaid claims spending for the period of July 2007 through June 2008 were analyzed. Individuals on which claims were made of \$7,687 or more represented the highest 10% of Medicaid CD service costs.

**QUESTION 1: What are the demographic characteristics of individuals representing the top 10% of Medicaid chemical dependency payments?**

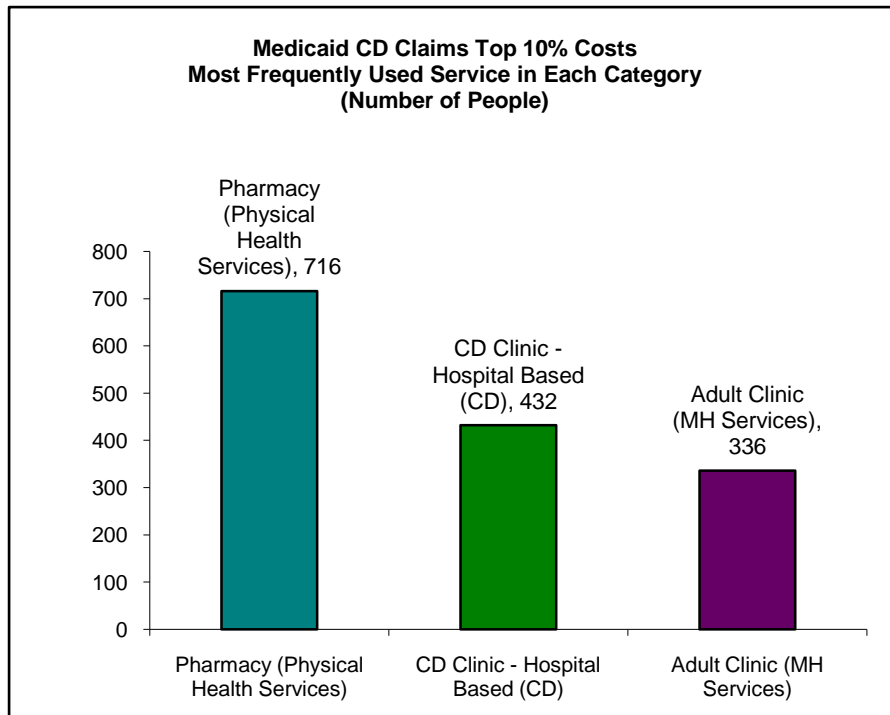
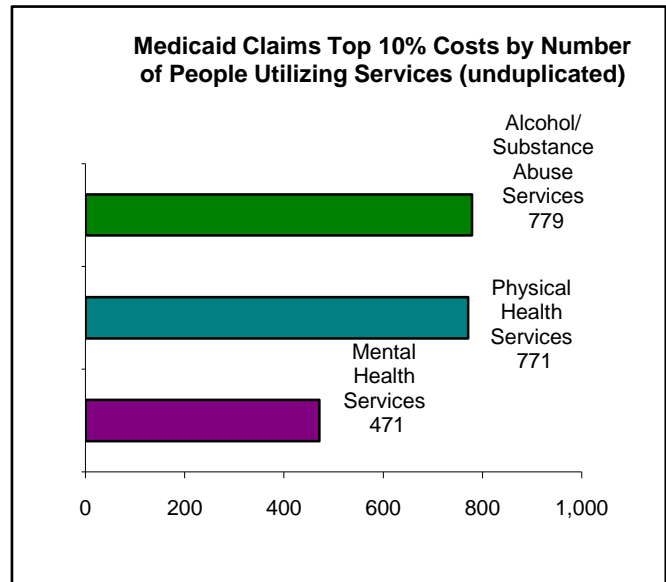
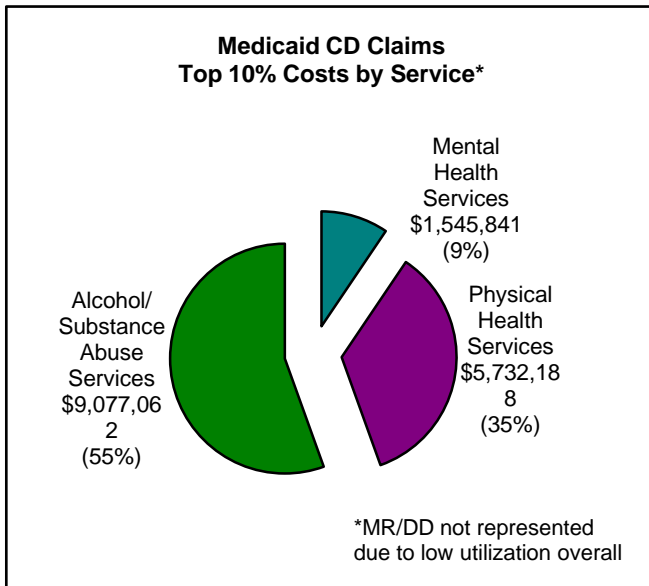
**ANSWER / RESULTS:**  
A total of 7,779 Medicaid eligible individuals utilized CD services from July of 2007 through June of 2008, with 779 individuals representing the top 10% of Medicaid claims. The three charts below represent gender, age and race/ethnicity data for this high cost CD usage cohort. Regarding gender, a large majority of people representing higher costs were male and were either black or white. Age ranges were assessed in intervals of 5 years. Individuals in the 41-45 and 46-50 age ranges each represented close to 20% of the high cost Medicaid CD population. Individuals in the 31-35 and 36-40 age ranges each represented between 10 and 20% of the high cost CD population.

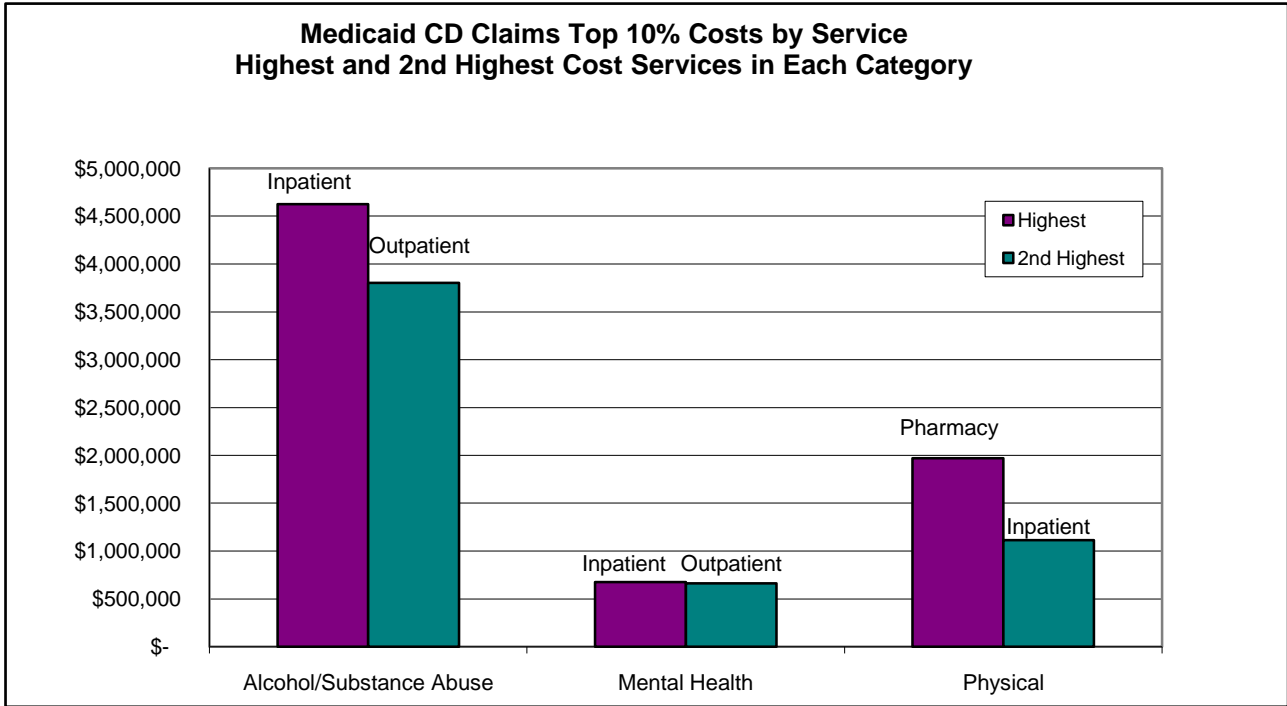


**QUESTION 2: What are the service utilization and actual costs for services representing the top 10% of Medicaid chemical dependency payments?**

**ANSWER / RESULTS:**

The top 10% of Medicaid costs for individuals receiving CD and other services totaled \$16,398,690. The highest proportion of costs (55%) were allocated toward alcohol and substance abuse services, followed by physical health services (35%), mental health services (9%), and MR/DD (.3%). The same trends appear for unduplicated numbers of people utilizing services. The service utilized most frequently in terms of number of people was pharmacy, followed by CD clinic and adult MH clinic. Pharmacy services represented the highest costs for physical services, followed by inpatient services. Within CD and mental health services, the highest costs were represented by inpatient services, followed by outpatient services.





**IMPLICATIONS/LIMITATIONS:**

Outpatient services were more frequently utilized for the high cost CD population while inpatient services represented higher costs for this population. Almost all individuals utilizing CD services also used physical health services, especially those falling under pharmacy. Further exploration on point of entry, transition, and recidivism data for inpatient service usage may identify patterns of high cost services. Additional analyses of pharmacy claims also appears warranted. Particular attention may need to be paid to 36 to 50 year old males who characterize many of the people falling in the 90th percentile of Medicaid claims. A comparison between the high cost population and the full population of people utilizing CD services with regard to demographics and services utilization may also be necessary to understand trends between the two populations.

**Prepared for:** Monroe County Office of Mental Health  
**Data Source:** Monroe Medicaid Data  
**Report Date:** 4/28/2009  
**CCSI Contact:** Melissa Affronti, PhD (585) 613-7636 [maffronti@ccsi.org](mailto:maffronti@ccsi.org)

**DISCLAIMER:** Source = NYS DOH OMM Medicaid Adjudicated Claims data.  
 All conclusions derived from this analysis are those of the County and CCSI, not the NYS DOH.